

SOUTHERN SHUTTER INTERIOR WOOD PRODUCTS

Southern Shutter Company takes the guesswork out of shutter installation.



• READY TO INSTALL:

Painted or Stained with Selected Hanging System; Ready for Installation.

Shutters are completely sanded, primed and finished in your choice of color or stain. All color finishes may be matched to your national brand of paint by supplying the manufacturer's brand name and color number or code. Shutters are then pre-fit in a complete hanging system, finished and ready-to-install.*

Finished shutters with hanging systems are priced per square foot, including shutters and finishing. Finished shutters may require a minimum square footage order.

* Hanging systems are disassembled for shipping.

• **SHUTTER PANELS ONLY: Panels and Hardware ordered separately.** Interior shutters are constructed of paint-grade hardwoods unless otherwise specified. 1-1/8" Plantation Movable Louver Shutters are shipped pre-primed and sanded at no charge. 1-3/8" **DesignLine** Louvered and Paneled Shutters and 1-1/8" Plantation Raised Panel Shutters are shipped unfinished or may be ordered preprimed and sanded for an additional charge.

Shutter panels are priced per pair. Additional charges apply for custom options and finishing. Finished shutters may require a minimum square footage order.

• HANGING SYSTEMS

Shutters may be mounted inside or outside window casings using hanging strips or frames. Southern Shutter offers a variety of hanging systems including L-frame, Z-Frame, hanging strips, and direct to casing mount. *Track systems are also available on request. Hanging systems are shipped disassembled and packaged with our quality hardware for easy installation.*

Quality Shutters Deserve a Quality Finish!



MOUNTING HARDWARE

Southern Shutter offers an extensive selection of interior hardware, including non-mortise wrap-around and butt hinges, magnetic catches, café door installation kits and more.

CUSTOM OPTIONS



CAFÉ DOORS AND CUSTOM APPLICATIONS

Interior shutters offer many practical applications beyond window treatments, including room dividers, bathroom stall doors and café doors.




RADIUS & CUSTOM DETAIL

Southern Shutter is equipped to fabricate custom shapes and designs from palladium arches, sunbursts, lever handle cutouts or other custom detailing.



VARIETY OF WOOD SPECIES

Our standard interior wood species for Plantation Louvered Shutters is Basswood or pre-primed Poplar. Other species offered include Red Oak, Cypress, Heart Pine, African Mahogany and Yellow Pine. Call for special orders.



DECORATIVE TRIM MOULDING ADDS BEAUTY AND STYLE

A variety of decorative trim moulding profiles help create a unique shutter design.



Paneled trim mouldings are inset-mounted. Trim moulding for our flush-sanded interior louvered shutters is surface-mounted.

DesignLine LOUVER OPTIONS



Traditional Louver Profile

European Louver Profile



SOUTHERN SHUTTER COMPANY

INTERIOR WOOD PRODUCTS

Shutters • Easy Fit Shuttersets • Hardware

1-800-344-8590

www.southernshutter.com

sales@southernshutter.com

Since 1964 Southern Shutter Company has grown into one of the nation's leading wholesale manufacturers of functional interior and exterior wood shutters.

Southern Shutter recently upgraded our production capabilities with the latest manufacturing technology to produce wood shutters that will last a lifetime with proper maintenance. These enhanced capabilities allow almost unlimited custom options for customers to design and add a personal touch to their shutters. No other company offers as many shutter styles, custom options and wood species to supply our customers with the finest quality wood shutters.

Contact your Southern Shutter dealer for any questions about our products, custom options or price quotes.

email: sales@southernshutter.com


Proudly Distributed by:



SOUTHERN SHUTTER COMPANY

INTERIOR WOOD PRODUCTS

Shutters • Easy Fit Shuttersets • Hardware



www.southernshutter.com

1-3/8" DESIGNLINE SHUTTERS

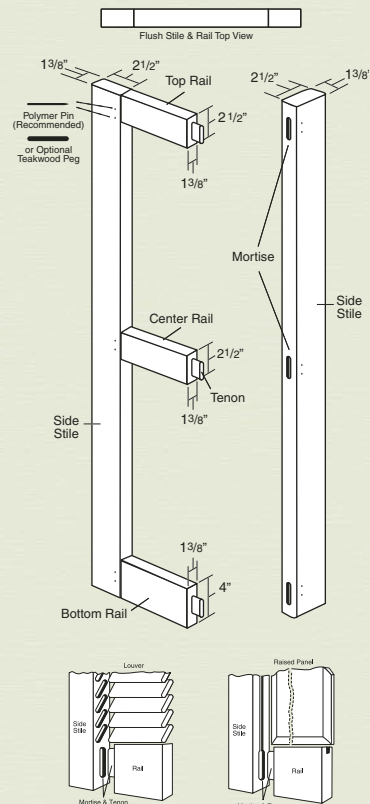
Designline Flush Stile & Rail Interior Shutters



Variable Fixed Louvers

Variable Panels

1-3/8" FLUSH STILE & RAIL FRAME CONSTRUCTION



SPECIFICATIONS

- Side Stiles: 2-1/2" x 1-3/8"
- Top Rail: 2-1/2" x 1-3/8"
- Center Rail: 2-1/2" x 1-3/8"
- Bottom Rail: 4" x 1-3/8"

Louvers
Louver Thickness: 3/8"

Traditional Louver Profile



European Louver Profile



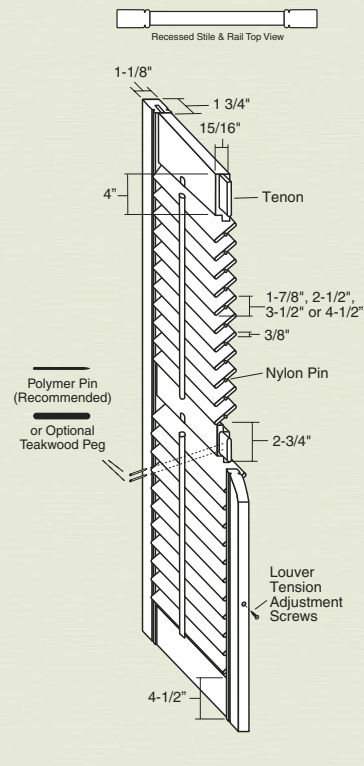
- Panels**
(See 1-1/8" Panel Profiles)
- Singled-sided Panel Thickness: 5/8"
 - Double-sided Panel Thickness: 3/4"
 - V-Groove Width: 1/2"

1-1/8" MOVABLE LOUVER

Recessed Stile & Rail Plantation Movable Louver Interior Shutters



1-1/8" RECESSED STILE & RAIL FRAME CONSTRUCTION



SPECIFICATIONS

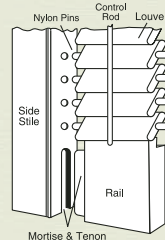
- Side Stiles: 1-3/4" x 1-1/8"
- Top Rail: 4" x 15/16"
- Center Rail: 2-3/4" x 15/16"
- Bottom Rail: 4-1/2" x 15/16"

Traditional Louver Profile

Thickness: 3/8"

- Widths:**
1-7/8", 2-1/2"
3-1/2", 4-1/2"

Note: Be sure to consider louver clearance when measuring and mounting shutters.



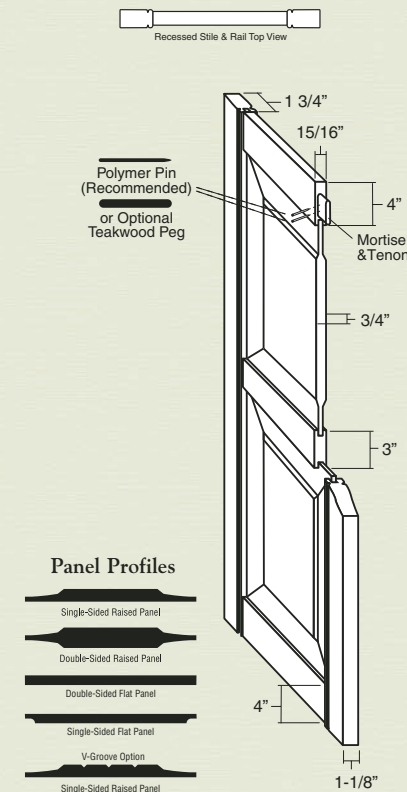
Bahama/Spandrel Style construction available.

1-1/8" PANELED SHUTTERS

Recessed Stile & Rail Plantation Paneled Interior Shutters



1-1/8" RECESSED STILE & RAIL FRAME CONSTRUCTION

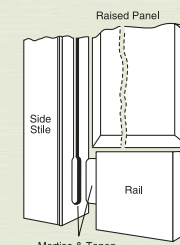


SPECIFICATIONS

- Side Stiles: 1-3/4" x 1-1/8"
- Top Rail: 4" x 1-1/8"
- Center Rail: 3" x 1-1/8"
- Bottom Rail: 4" x 1-1/8"

- Panels**
- Singled-sided Panel Thickness: 5/8"
 - Double-sided Panel Thickness: 3/4"
 - V-Groove Width: 1/2"

Panel Profiles



3/4" EASY FIT SHUTTERSETS

Complete Movable Louver Interior Shutters with Hardware for Do-It-Yourself Installation

Everything You Need in a Complete Do-It-Yourself Shutter Installation Kit.

Constructed from Basswood, each set contains 4 shutter panels, hanging strips and mounting hardware.

The classic look of the interior bi-fold shutter set is sure to enhance any décor. Available in lengths up to 40" this set is designed to cover half a window or may be double hung to cover the window entirely.

Shutters may be mounted inside or outside the window jamb.

No trimming (width) is required for outside the jamb mounts. If mounted inside the jamb each shutter stile will trim 1/2" in width, 2" top and 2" bottom for length.

Available in a full range of widths and lengths.

Shuttersets are shipped unfinished.

Custom finishing is available for an additional charge.

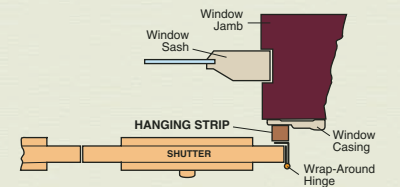


Mounting Hardware Included.

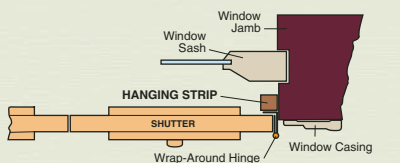
- 2 each Adjustable Wood Hanging Strips
- 4 ea. 1-1/2" Screws for attaching Hanging Strips
- 2 ea. 5/8" Round Head Screws
- 28 ea. #6 x 5/8" Flat Head Screws
- 4 ea. 8/32" x 3/4" Flat Head Screws
- 2 ea. 1-1/8" Round Head Screws and Knobs
- 4 Slip Pin Hinges
- 1 Hook and Latch
- 4 Inner Panel Hinges

HOW TO SELECT THE RIGHT INSTALLATION

OUTSIDE MOUNT (No trimming required)



INSIDE MOUNT (Some trimming may be required)



Note: Hanging strips go behind shutters.

Bahama/Spandrel Style construction available.