

# SOUTHERN SHUTTER INTERIOR WOOD PRODUCTS

Southern Shutter  
Company takes the  
guesswork out of  
shutter installation.

## READY TO INSTALL:

Painted or Stained  
with Selected Hanging  
System; Ready for  
Installation.

Shutters are completely  
sanded, primed and finished  
in your choice of color or  
stain. All color finishes may  
be matched to your national  
brand of paint by supplying the manufacturer's brand name and  
color number or code. Shutters are then pre-fit in a complete  
hanging system, finished and ready-to-install.\*

*Finished shutters with hanging systems are priced per square foot,  
including shutters and finishing.*

\*Hanging systems are disassembled for shipping.

## SHUTTER PANELS ONLY: Panels and Hardware ordered separately.

Interior shutters are constructed of paint-grade hardwoods  
unless otherwise specified. 1-1/8" Plantation Movable Louver  
Shutters are shipped pre-primed at no charge. 1-3/8" DesignLine  
Louvered and Paneled Shutters and 1-1/8" Plantation Raised  
Panel Shutters are shipped unfinished or may be ordered  
preprimed and sanded for an additional charge.

*Shutter panels are priced per pair. Additional charges apply for  
custom options and finishing.*

## HANGING SYSTEMS

Shutters may be mounted inside or outside window  
casings using hanging strips or frames. Southern  
Shutter offers a variety of hanging systems including  
L-frame, Z-Frame, hanging strips, and direct to  
casing mount.

*Track systems are also available on request. Hanging systems are  
shipped disassembled and packaged with our quality hardware for  
easy installation.*



Quality  
Shutters  
Deserve  
a Quality  
Finish!



## MOUNTING HARDWARE


Southern Shutter offers an extensive  
selection of interior hardware, including  
non-mortise wrap-around and butt  
hinges, magnetic catches, café door  
installation kits and more.

## CUSTOM OPTIONS



## CAFÉ DOORS & CUSTOM APPLICATIONS

Interior shutters offer many practical applications beyond  
window treatments, including room dividers, bathroom stall  
doors and cafe doors.



## RADIUS & CUSTOM DETAIL

Southern Shutter is equipped to  
fabricate custom shapes and designs  
from palladium arches, sunbursts, lever  
handle cutouts or other custom detailing.



## VARIETY OF WOOD SPECIES

Our standard interior wood species for  
Plantation Louvered Shutters is Basswood  
or pre-primed Poplar. Other species offered  
include Red Oak, Pine, and Sapele Mahogany.

Call for special orders.



## DECORATIVE TRIM MOULDING ADDS BEAUTY & STYLE

A variety of decorative trim moulding  
profiles help create a unique shutter design.



Paneled trim mouldings are inset-mounted.  
Trim moulding for our flush-sanded interior  
louvered shutters is surface-mounted.

## DESIGNLINE LOUVER OPTIONS



Traditional  
Louver  
Profile

European  
Louver  
Profile



# SOUTHERN SHUTTER COMPANY

## INTERIOR WOOD PRODUCTS

Shutters • Doors • Shutter Hardware

Since 1964, Southern Shutter Company  
has earned a reputation as one of the  
nation's leading wholesale manufacturers of  
functional exterior and interior shutters. We  
are committed to going beyond crafting the  
highest-quality window treatments and doing  
so with premium quality products made in our  
Montgomery, AL workshop.

Contact us to attend a free session  
of our Shutter School or to receive a  
custom quote.

[www.southernshutter.com](http://www.southernshutter.com)

[sales@southernshutter.com](mailto:sales@southernshutter.com)

(334) 264-6158


Proudly Distributed by:



# SOUTHERN SHUTTER COMPANY

## INTERIOR WOOD PRODUCTS

Shutters • Doors • Shutter Hardware



[www.southernshutter.com](http://www.southernshutter.com)

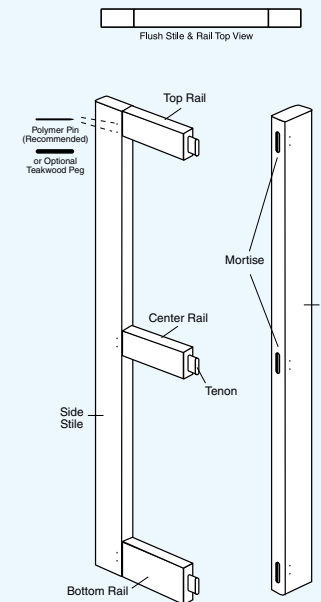


## 1 3/8" DESIGNLINE SHUTTERS

### DESIGNLINE FLUSH STILE & RAIL INTERIOR SHUTTERS



### 1 3/8" & RAIL FRAME CONSTRUCTION

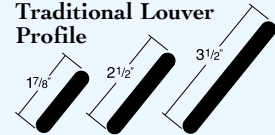


### SPECIFICATIONS

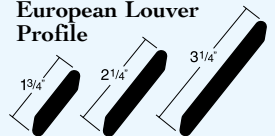
Side Stiles: **2 3/4" x 1 3/8"**  
 Top Rail: **2 3/4" x 1 3/8"**  
 Center Rail: **2 3/4" x 1 3/8"**  
 Bottom Rail: **3 3/4" x 1 3/8"**

**Louvers**  
 Louver Thickness: **3/8"**

### Traditional Louver Profile



### European Louver Profile



### Panels

(See 1-1/16" Panel Profiles)

Singled-sided  
 Panel Thickness: **5/8"**  
 Double-sided  
 Panel Thickness: **3/4"**  
 V-Groove Width: **1/2"**

Bahama/Spandrel Style construction available.

## 1 1/16" MOVABLE LOUVER

RECESSED STILE & RAIL PLANTATION  
 MOVABLE LOUVER INTERIOR SHUTTERS



### 1 1/16" RECESSED STILE & RAIL FRAME CONSTRUCTION



### SPECIFICATIONS

Side Stiles: **2" x 1 1/16"**  
 Top Rail: **4 1/2" x 3/4"**  
 Center Rail: **3" x 3/4"**  
 Bottom Rail: **4 1/2" x 3/4"**

### Traditional Louver Profile

Thickness: **3/8"**

Widths:  
**1 7/8", 2 1/2"**  
**3 1/2", 4 1/2"**

**Note:** Be sure to consider louver clearance when measuring and mounting shutters.

Bahama/Spandrel Style construction available.

## 1 1/16" PANELED SHUTTERS

RECESSED STILE & RAIL PLANTATION  
 PANELED INTERIOR SHUTTERS



### 1 1/16" RECESSED STILE & RAIL FRAME CONSTRUCTION




### SPECIFICATIONS

Side Stiles: **1 3/4" x 1 1/16"**  
 Top Rail: **4" x 3/4"**  
 Center Rail: **3" x 3/4"**  
 Bottom Rail: **4" x 3/4"**

### Panels

Singled-sided  
 Panel Thickness: **5/8"**  
 Double-sided  
 Panel Thickness: **3/4"**  
 V-Groove Width: **1/2"**

### Panel Profiles



## 3/4" EASY FIT SHUTTERSETS

COMPLETE MOVABLE LOUVER INTERIOR SHUTTERS  
 WITH HARDWARE FOR DO-IT-YOURSELF INSTALLATION

### Everything You Need in a Complete Do-It-Yourself Shutter Installation Kit.

Constructed from Basswood, each set contains 4 shutter panels, hanging strips and mounting hardware.

The classic look of the interior bi-fold shutter set is sure to enhance any décor. Available in lengths up to 40" this set is designed to cover half a window or may be double hung to cover the window entirely.

Shutters may be mounted inside or outside the window jamb. No trimming (width) is required for outside the jamb mounts. If mounted inside the jamb each shutter stile will trim 1/2" in width, 2" top and 2" bottom for length. Available in a full range of widths and lengths. Shuttersets are shipped unfinished.

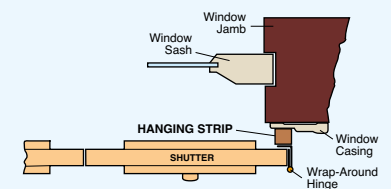
*Custom finishing is available for an additional charge.*

### Mounting Hardware Included.

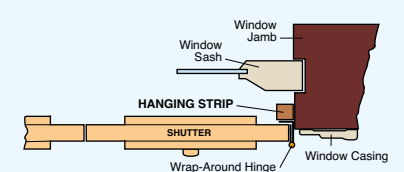
- **2 each** Adjustable Wood Hanging Strips
- **4 ea. 1 1/2"** Screws for attaching Hanging Strips
- **2 ea. 5/8"** Round Head Screws
- **28 ea. #6 x 5/8"** Flat Head Screws
- **4 ea. 8/32" x 3/4"** Flat Head Screws
- **4** Slip Pin Hinges
- **1** Magnetic Catch
- **4** Inner Panel Hinges

### HOW TO SELECT THE RIGHT INSTALLATION

#### OUTSIDE MOUNT (No trimming required)



#### INSIDE MOUNT (Some trimming may be required)



**Note:** Hanging strips go behind shutters.